

ROTATIONS

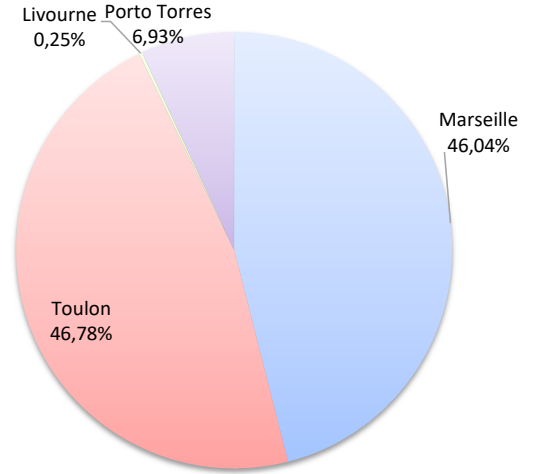
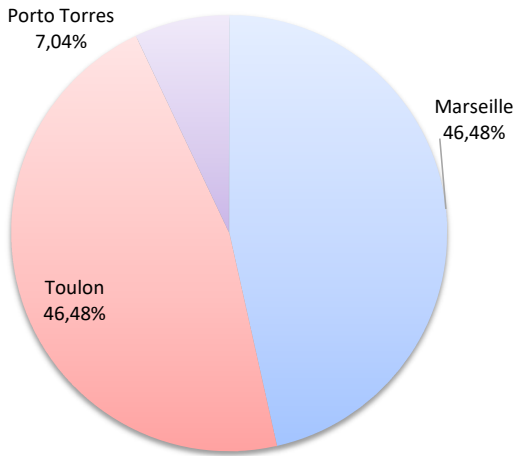
	Rotations		
	2024	2025	Variation
Régulier National	114	132	15,79%
Régulier Internat°	10	10	0,00%
TOTAL	124	142	14,52%
Croisières	0	8	-
Hydrocarbures	10	4	-60,00%
Ciment	8	10	25,00%
TOTAL	18	14	-22,22%
TOTAL	142	164	15,49%

	Cumul rotations depuis le 1er Janvier		
	2024	2025	Variation
Régulier National	356	375	5,34%
Régulier Internat°	30	29	-3,33%
TOTAL	386	404	4,66%
Croisières	0	12	-
Hydrocarbures	26	22	-15,38%
Ciment	26	24	-7,69%
TOTAL	52	46	-11,54%
TOTAL	438	462	5,48%

LIGNES
REGULIERS NAT° ET INTERNAT°

Lignes	Rotations	Variation n-1
Marseille	66	13,79%
Toulon	66	17,86%
Livourne	0	-
Porto Torres	10	0,00%

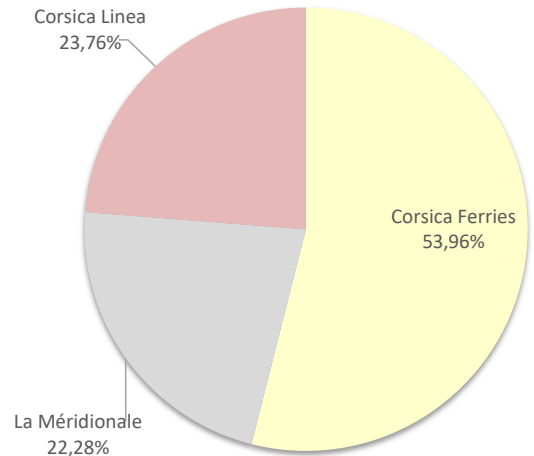
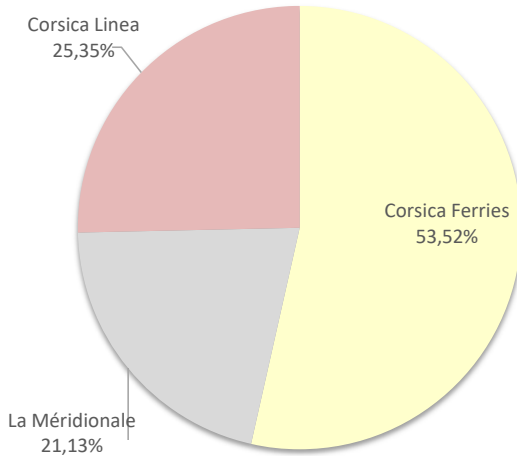
Lignes	Rotations	Variation n-1
Marseille	186	3,33%
Toulon	189	7,39%
Livourne	1	-
Porto Torres	28	-6,67%



COMPAGNIES
REGULIERS NAT° ET INTERNAT°

Compagnies	Rotations	Variation n-1
Corsica Ferries	76	15,15%
La Méridionale	30	0,00%
Corsica Linea	36	28,57%

Compagnies	Rotations	Variation n-1
Corsica Ferries	218	5,83%
La Méridionale	90	-2,17%
Corsica Linea	96	9,09%



TRAFIC PASSAGERS

Régulier National
Régulier Internat°
TOTAL

Passagers		
2024	2025	Variation
26 729	27 421	2,59%
506	402	-20,55%
27 235	27 823	2,16%

Cumul passagers depuis le 1er Janvier		
2024	2025	Variation
71 056	78 139	9,97%
1 511	1 636	8,27%
72 567	79 775	9,93%

Croisières

0	8 837	-
----------	--------------	----------

0	10 663	-
----------	---------------	----------

TOTAL

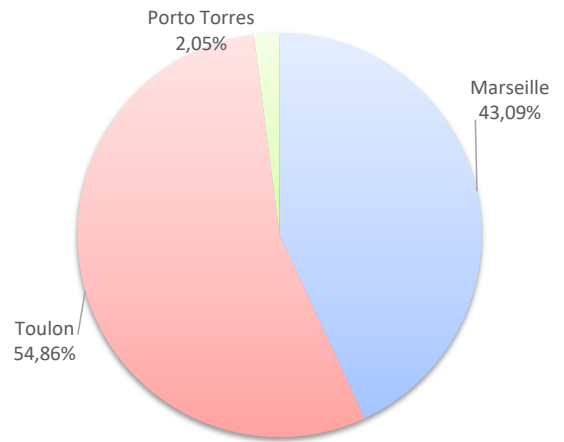
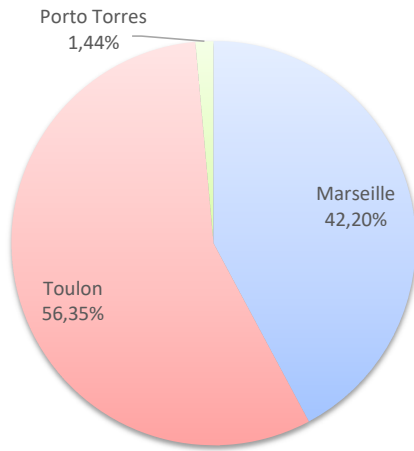
27 235	36 660	34,61%
---------------	---------------	---------------

72 567	90 438	24,63%
---------------	---------------	---------------

Lignes	Passagers	Variation n-1
Marseille	11 742	-9,64%
Toulon	15 679	14,15%
Porto Torres	402	-20,55%

Lignes	Passagers	Variation n-1
Marseille	34 377	-3,46%
Toulon	43 762	23,45%
Porto Torres	1 636	8,27%

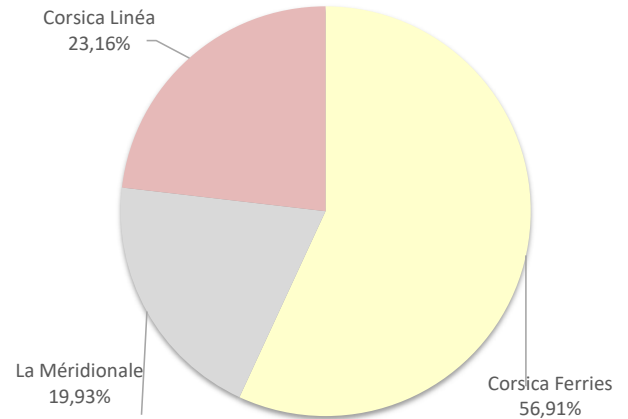
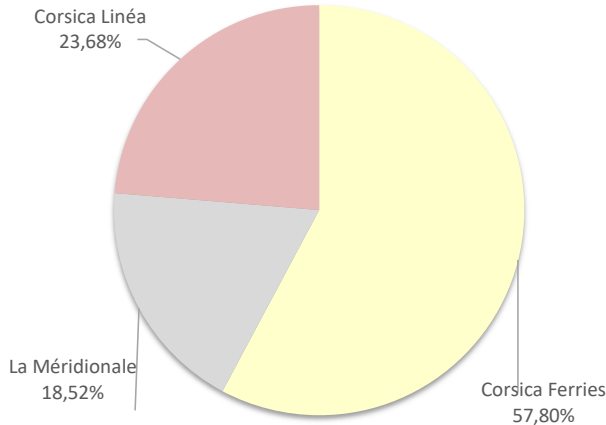
LIGNES



COMPAGNIES

Compagnies	Passagers	Variation n-1
Corsica Ferries	16 081	12,92%
La Méridionale	5 154	-15,72%
Corsica Linéa	6 588	-4,23%

Compagnies	Passagers	Variation n-1
Corsica Ferries	45 398	22,83%
La Méridionale	15 901	-6,85%
Corsica Linéa	18 476	-0,33%



PORT DE COMMERCE D'AJACCIO

mars 2025

VEHICULES

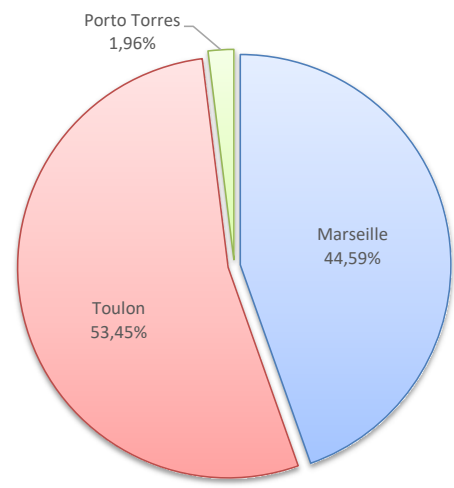
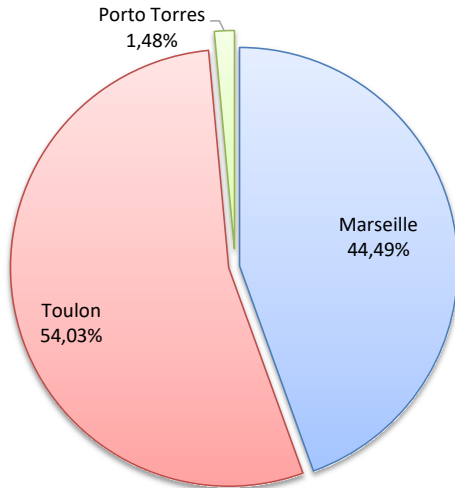
Véhicules du 1er au 31 Mars		
2024	2025	Variation
12 692	13 730	8,18%
223	206	-7,62%
12 915	13 936	7,91%

Cumul Véhicules depuis le 1er Janvier		
2024	2025	Variation
33 247	37 177	11,82%
625	742	18,72%
33 872	37 919	11,95%

Lignes	Véhicules	Variation n-1
Marseille	6 200	0,10%
Toulon	7 530	15,88%
Porto Torres	206	-7,62%

Lignes	Véhicules	Variation n-1
Marseille	16 908	-0,77%
Toulon	20 269	25,06%
Porto Torres	742	18,72%

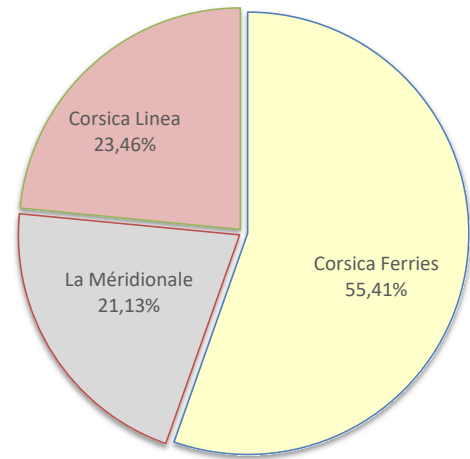
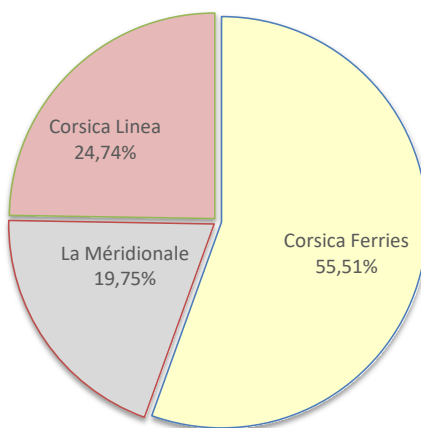
LIGNES
REGULIERS NAT° ET INTERNAT°



COMPAGNIES
REGULIERS NAT° ET INTERNAT°

Compagnies	Véhicules	Variation n-1
Corsica Ferries	7 736	15,10%
La Méridionale	2 752	-7,09%
Corsica Linea	3 448	6,68%

Compagnies	Véhicules	Variation n-1
Corsica Ferries	21 011	24,82%
La Méridionale	8 011	-0,90%
Corsica Linea	8 897	-0,65%



MARCHANDISES

Marchandises		
2024	2025	Variation
62 732	67 489	7,58%
612	1 016	66,01%
63 344	68 505	8,15%

Cumul Marchandises depuis le 1er Janvier		
2024	2025	Variation
182 190	183 972	0,98%
2 245	3 133	39,55%
184 435	187 105	1,45%

Régulier National		
Régulier Internat°		
TOTAL		

Croisières		
------------	--	--

Hydrocarbures		
Ciment		
TOTAL		

TOTAL		
--------------	--	--

0	0	-
---	---	---

0	0	-
---	---	---

14 353	10 239	-28,66%
2 619	3 793	44,83%
16 972	14 032	-17,32%

38 815	35 628	-8,21%
8 619	9 031	4,78%
47 434	44 659	-5,85%

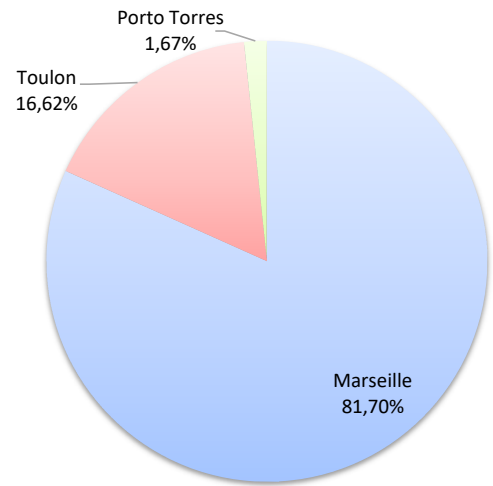
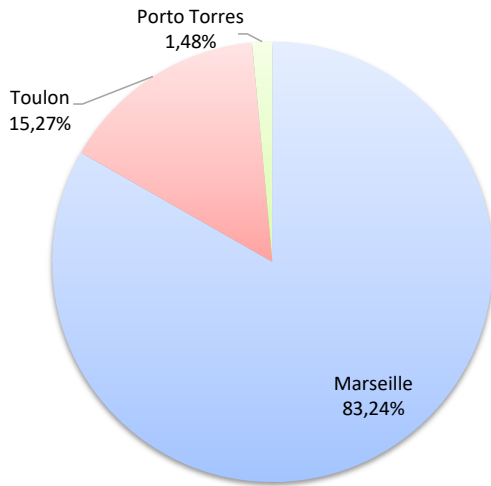
80 316	82 537	2,77%
---------------	---------------	--------------

231 869	231 764	-0,05%
----------------	----------------	---------------

Lignes	Marchandises	Variation n-1
Marseille	57 025	20,10%
Toulon	10 464	-31,39%
Porto Torres	1 016	66,01%

Lignes	Marchandises	Variation n-1
Marseille	152 867	3,67%
Toulon	31 105	-10,45%
Porto Torres	3 133	39,55%

LIGNES
REGULIERS NAT° ET INTERNAT°



Compagnies	Marchandises	Variation n-1
Corsica Ferries	11 480	-27,63%
La Méridionale	26 326	9,42%
Corsica Linea	30 699	31,08%

Compagnies	Marchandises	Variation n-1
Corsica Ferries	34 238	-7,41%
La Méridionale	72 483	3,03%
Corsica Linea	80 384	4,26%

COMPAGNIES
REGULIERS NAT° ET INTERNAT°

