

ROTATIONS

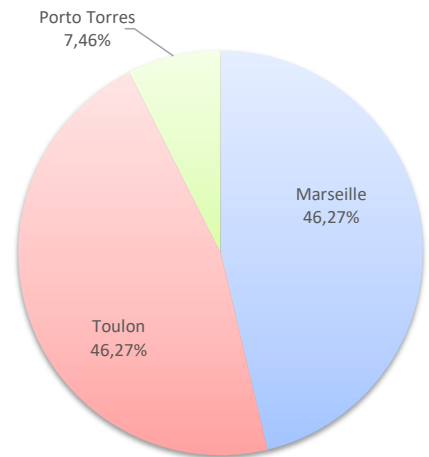
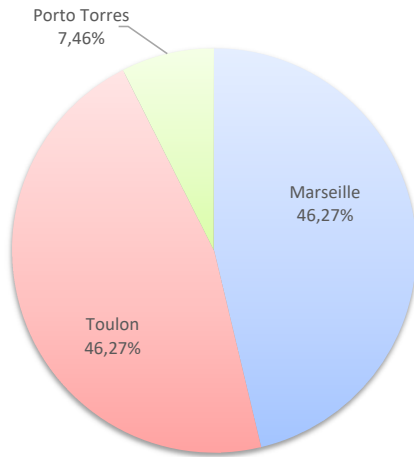
	Rotations du 1er au 31 Janvier		
	2024	2025	Variation
Régulier National	124	124	0,00%
Régulier Internat°	12	10	-16,67%
<b>TOTAL</b>	<b>136</b>	<b>134</b>	<b>-1,47%</b>
Croisières	0	2	-
Hydrocarbures	10	10	0,00%
Ciment	8	8	0,00%
<b>TOTAL</b>	<b>18</b>	<b>18</b>	<b>0,00%</b>
<b>TOTAL</b>	<b>154</b>	<b>154</b>	<b>0,00%</b>

	Cumul rotations depuis le 1er Janvier		
	2024	2025	Variation
Régulier National	124	124	0,00%
Régulier Internat°	12	10	-16,67%
<b>TOTAL</b>	<b>136</b>	<b>134</b>	<b>-1,47%</b>
Croisières	0	2	-
Hydrocarbures	10	10	0,00%
Ciment	8	8	0,00%
<b>TOTAL</b>	<b>18</b>	<b>18</b>	<b>0,00%</b>
<b>TOTAL</b>	<b>154</b>	<b>154</b>	<b>0,00%</b>

**LIGNES**  
REGULIERS NAT° ET INTERNAT°

Lignes	Rotations	Variation n-1
Marseille	62	-3,13%
Toulon	62	3,33%
Porto Torres	10	-16,67%

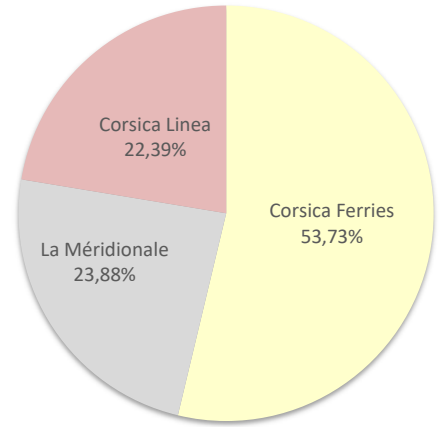
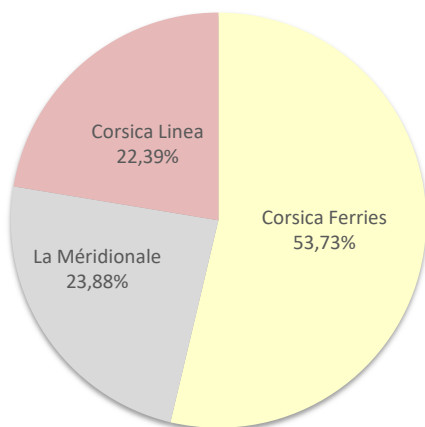
Lignes	Rotations	Variation n-1
Marseille	62	-3,13%
Toulon	62	3,33%
Porto Torres	10	-16,67%



**COMPAGNIES**  
REGULIERS NAT° ET INTERNAT°

Compagnies	Rotations	Variation n-1
Corsica Ferries	72	0,00%
La Méridionale	32	-5,88%
Corsica Linea	30	0,00%

Compagnies	Rotations	Variation n-1
Corsica Ferries	72	0,00%
La Méridionale	32	-5,88%
Corsica Linea	30	0,00%



# PORT DE COMMERCE D'AJACCIO

janvier 2025

## PASSAGERS

Régulier National
Régulier Internat°
<b>TOTAL</b>

Trafic passagers du 1er au 31 janvier		
2024	2025	Variation
22 969	25 523	11,12%
787	783	-0,51%
<b>23 756</b>	<b>26 306</b>	<b>10,73%</b>

Cumul passagers depuis le 1er Janvier		
2024	2025	Variation
22 969	25 523	11,12%
787	783	-0,51%
<b>23 756</b>	<b>26 306</b>	<b>10,73%</b>

Croisières
------------

<b>0</b>	<b>912</b>	<b>-</b>
----------	------------	----------

<b>0</b>	<b>912</b>	<b>-</b>
----------	------------	----------

<b>TOTAL</b>
--------------

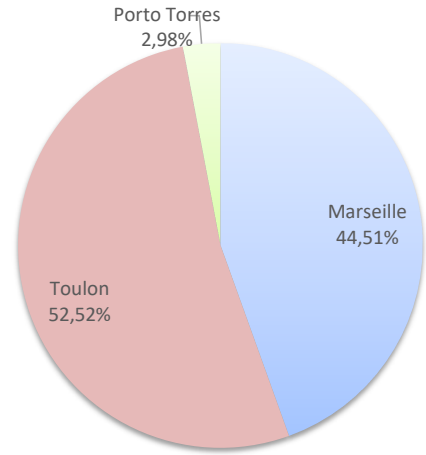
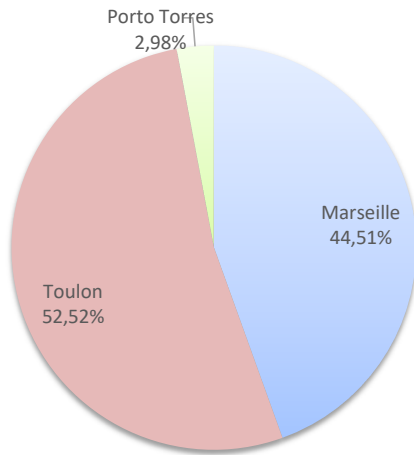
<b>23 756</b>	<b>27 218</b>	<b>14,57%</b>
---------------	---------------	---------------

<b>23 756</b>	<b>27 218</b>	<b>14,57%</b>
---------------	---------------	---------------

Lignes	Passagers	Variation n-1
Marseille	11 708	4,22%
Toulon	13 815	17,72%
Porto Torres	783	-0,51%

Lignes	Passagers	Variation n-1
Marseille	11 708	4,22%
Toulon	13 815	17,72%
Porto Torres	783	-0,51%

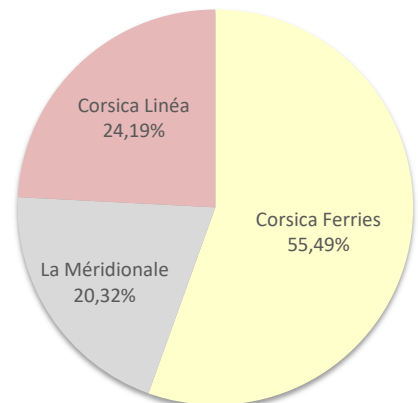
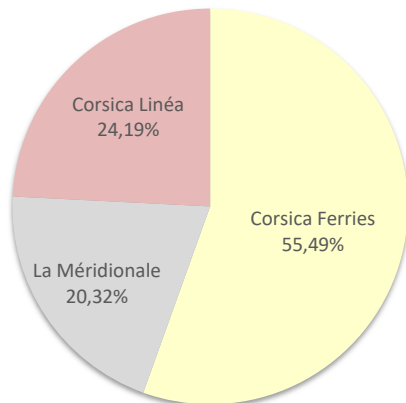
### LIGNES



### COMPAGNIES

Compagnies	Passagers	Variation n-1
Corsica Ferries	14 598	16,58%
La Méridionale	5 345	-1,71%
Corsica Linéa	6 363	9,78%

Compagnies	Passagers	Variation n-1
Corsica Ferries	14 598	16,58%
La Méridionale	5 345	-1,71%
Corsica Linéa	6 363	9,78%



# PORT DE COMMERCE D'AJACCIO

janvier 2025

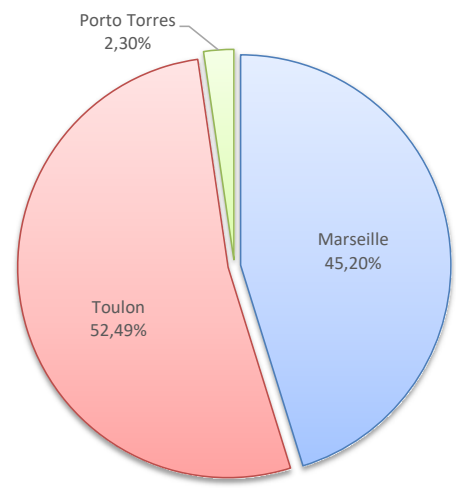
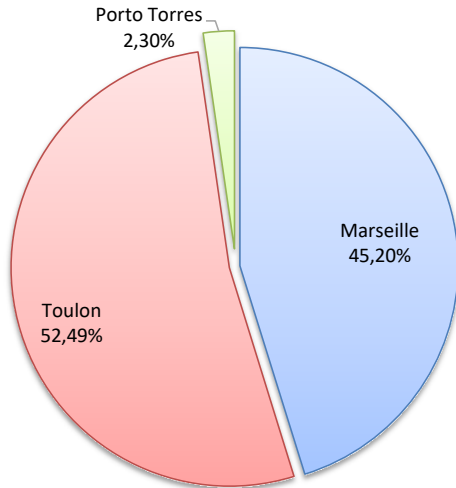
## VEHICULES

Véhicules du 1er au 31 Janvier		
2024	2025	Variation
10 618	12 049	13,48%
289	284	-1,73%
<b>10 907</b>	<b>12 333</b>	<b>13,07%</b>

Cumul Véhicules depuis le 1er Janvier		
2024	2025	Variation
10 618	12 049	13,48%
289	284	-1,73%
<b>10 907</b>	<b>12 333</b>	<b>13,07%</b>

Lignes	Véhicules	Variation n-1
Marseille	5 575	2,11%
Toulon	6 474	25,51%
Porto Torres	284	-1,73%

Lignes	Véhicules	Variation n-1
Marseille	5 575	2,11%
Toulon	6 474	25,51%
Porto Torres	284	-1,73%

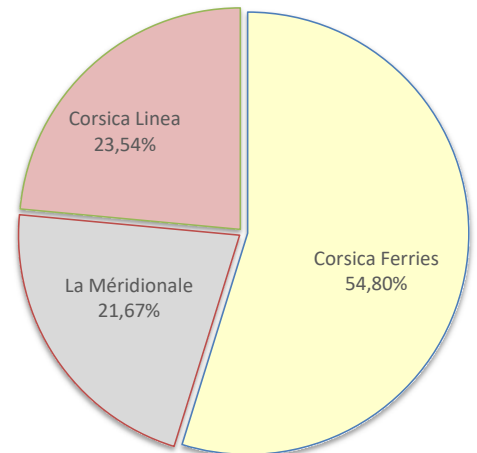
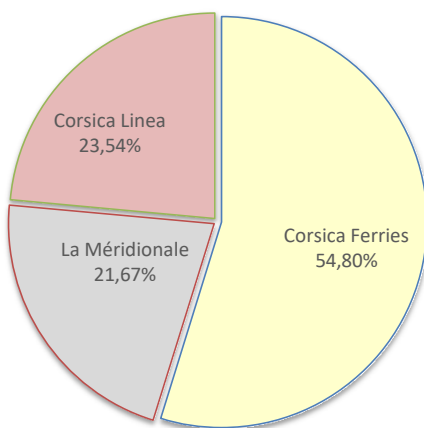


### LIGNES

REGULIERS NAT° ET INTERNAT°

Compagnies	Véhicules	Variation n-1
Corsica Ferries	6 758	24,07%
La Méridionale	2 672	1,75%
Corsica Linea	2 903	2,43%

Compagnies	Véhicules	Variation n-1
Corsica Ferries	6 758	24,07%
La Méridionale	2 672	1,75%
Corsica Linea	2 903	2,43%



### COMPAGNIES

REGULIERS NAT° ET INTERNAT°

# PORT DE COMMERCE D'AJACCIO

janvier 2025

## MARCHANDISES

(Tonnage incluant la Tare)

Marchandises du 1er au 31 Janvier		
2024	2025	Variation
56 430	58 690	4,00%
867	672	-22,49%
<b>57 297</b>	<b>59 362</b>	<b>3,60%</b>

Cumul marchandises depuis le 1er Janvier		
2024	2025	Variation
56 430	58 690	4,00%
867	672	-22,49%
<b>57 297</b>	<b>59 362</b>	<b>3,60%</b>

Régulier National	56 430	58 690	4,00%
Régulier Internat°	867	672	-22,49%
<b>TOTAL</b>	<b>57 297</b>	<b>59 362</b>	<b>3,60%</b>

Croisières	0	0	-
------------	---	---	---

Hydrocarbures	13 674	13 783	0,80%
Ciment	2 646	2 863	8,20%
<b>TOTAL</b>	<b>16 320</b>	<b>16 646</b>	<b>2,00%</b>

<b>TOTAL</b>	<b>73 617</b>	<b>76 008</b>	<b>3,25%</b>
--------------	---------------	---------------	--------------

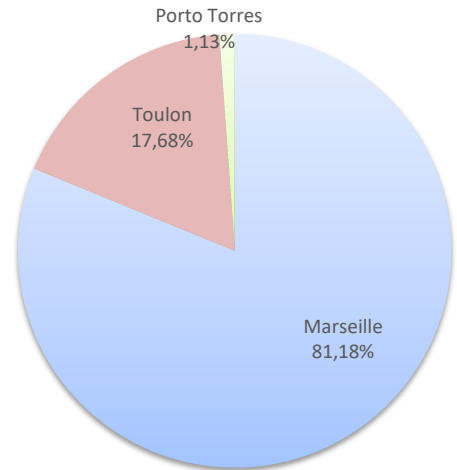
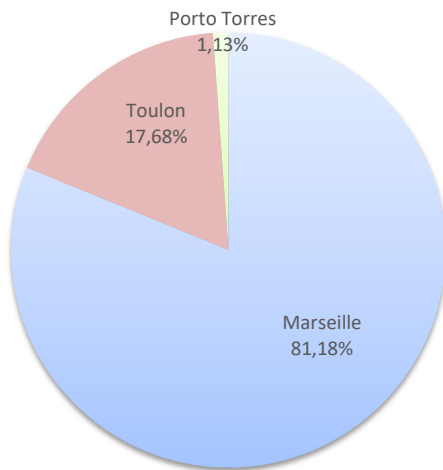
Croisières	0	0	-
------------	---	---	---

Hydrocarbures	13 674	13 783	0,80%
Ciment	2 646	2 863	8,20%
<b>TOTAL</b>	<b>16 320</b>	<b>16 646</b>	<b>2,00%</b>

<b>TOTAL</b>	<b>73 617</b>	<b>76 008</b>	<b>3,25%</b>
--------------	---------------	---------------	--------------

Lignes	Marchandises	Variation n-1
Marseille	48 192	0,65%
Toulon	10 498	22,80%
Porto Torres	672	-22,49%

Lignes	Marchandises	Variation n-1
Marseille	48 192	0,65%
Toulon	10 498	22,80%
Porto Torres	672	-22,49%

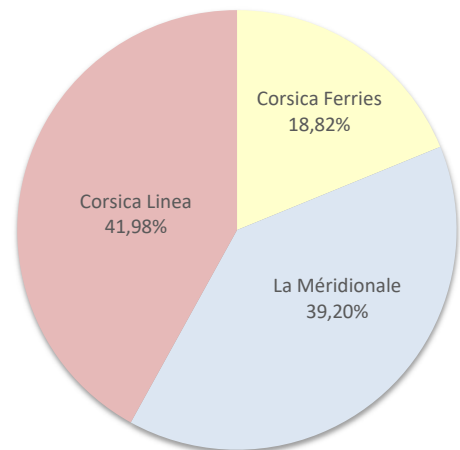
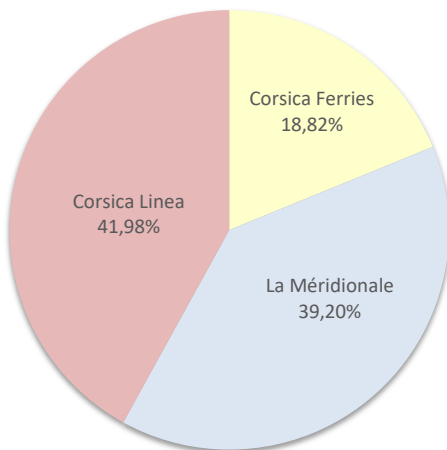


### LIGNES

REGULIERS NAT° ET INTERNAT°

Compagnies	Marchandises	Variation n-1
Corsica Ferries	11 170	18,63%
La Méridionale	23 270	3,65%
Corsica Linea	24 922	-2,00%

Compagnies	Marchandises	Variation n-1
Corsica Ferries	11 170	18,63%
La Méridionale	23 270	3,65%
Corsica Linea	24 922	-2,00%



### COMPAGNIES

REGULIERS NAT° ET INTERNAT°