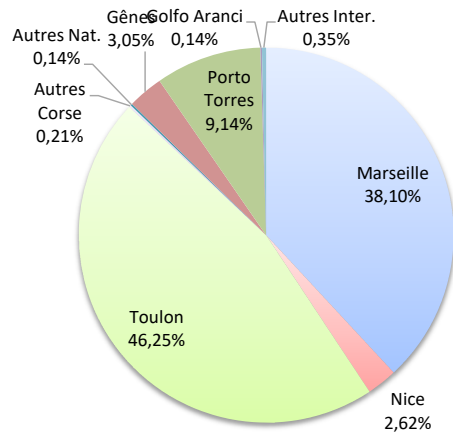
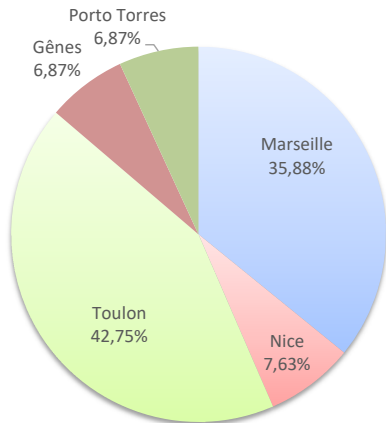


ROTATIONS

| | Rotations du 1er au 31 Août | | | Cumul rotations depuis le 1er Janvier | | |
|--------------------|-----------------------------|------------|---------------|---------------------------------------|--------------|---------------|
| | 2023 | 2024 | Variation | 2023 | 2024 | Variation |
| Régulier National | 188 | 226 | 20,21% | 1 185 | 1 233 | 4,05% |
| Régulier Internat° | 0 | 36 | - | 56 | 179 | 219,64% |
| TOTAL | 188 | 262 | 39,36% | 1 241 | 1 412 | 13,78% |
| Croisières | 68 | 43 | -36,76% | 294 | 211 | -28,23% |
| Hydrocarbures | 6 | 12 | 100,00% | 68 | 70 | 2,94% |
| Ciment | 2 | 0 | -100,00% | 72 | 64 | -11,11% |
| TOTAL | 8 | 12 | 50,00% | 140 | 134 | -4,29% |
| TOTAL | 264 | 317 | 20,08% | 1 675 | 1 757 | 4,90% |

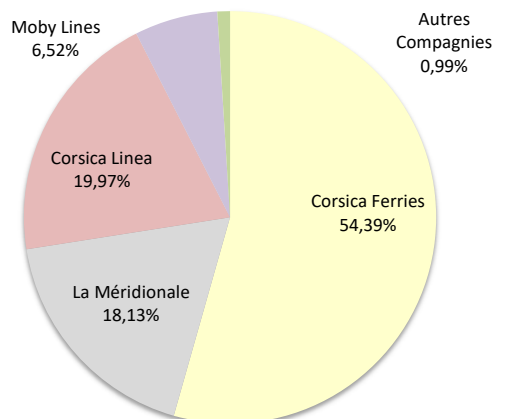
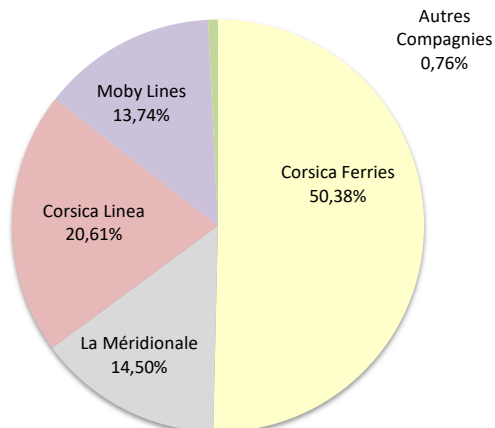
LIGNES
REGULIERS NAT° ET INTERNAT°

| Lignes | rotations | Variation n-1 | Lignes | rotations | Variation n-1 |
|---------------|-----------|---------------|---------------|-----------|---------------|
| Marseille | 94 | 23,68% | Marseille | 538 | 4,47% |
| Nice | 20 | -9,09% | Nice | 37 | 8,82% |
| Toulon | 112 | 24,44% | Toulon | 653 | 2,67% |
| Autres Corse | 0 | - | Autres Corse | 3 | - |
| Autres Nat. | 0 | - | Autres Nat. | 2 | - |
| Livourne | 0 | - | Livourne | 0 | -100,00% |
| Savone | 0 | - | Savone | 0 | -100,00% |
| Gênes | 18 | - | Gênes | 43 | - |
| Porto Torres | 18 | - | Porto Torres | 129 | 152,94% |
| Golfo Aranci | 0 | - | Golfo Aranci | 2 | - |
| Autres Inter. | 0 | - | Autres Inter. | 5 | 150,00% |



COMPAGNIES
REGULIERS NAT° ET INTERNAT°

| Compagnies | rotations | Variation n-1 | Compagnies | rotations | Variation n-1 |
|-------------------|-----------|---------------|-------------------|-----------|---------------|
| Corsica Ferries | 132 | 17,86% | Corsica Ferries | 768 | 6,22% |
| La Méridionale | 38 | 26,67% | La Méridionale | 256 | 4,92% |
| Corsica Linea | 54 | 17,39% | Corsica Linea | 282 | 3,68% |
| Moby Lines | 36 | - | Moby Lines | 92 | - |
| Autres Compagnies | 2 | - | Autres Compagnies | 14 | 600,00% |



TRAFIC PASSAGERS

| Trafic passagers du 1er au 31 Août | | |
|------------------------------------|----------------|---------------|
| 2023 | 2024 | Variation |
| 179 760 | 216 062 | 20,19% |
| 0 | 4 475 | - |
| 179 760 | 220 537 | 22,68% |

| Cumul passagers depuis le 1er Janvier | | |
|---------------------------------------|----------------|--------------|
| 2023 | 2024 | Variation |
| 625 669 | 670 448 | 7,16% |
| 4 119 | 17 039 | 313,67% |
| 629 788 | 687 487 | 9,16% |

| |
|--------------------|
| Régulier National |
| Régulier Internat° |
| TOTAL |

| |
|------------|
| Croisières |
|------------|

| |
|--------------|
| TOTAL |
|--------------|

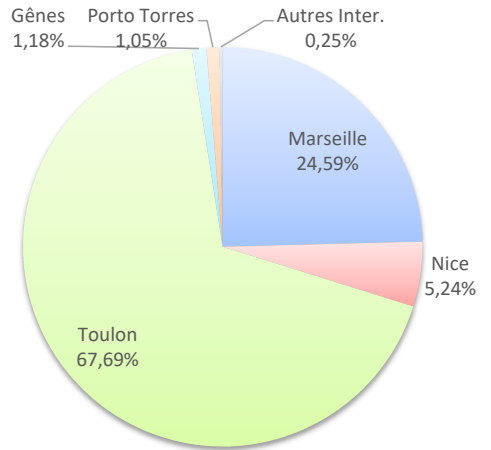
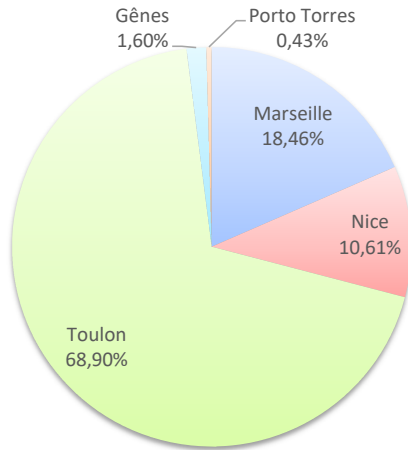
| | | |
|----------------|----------------|----------------|
| 83 595 | 54 638 | -34,64% |
| 263 355 | 275 175 | 4,49% |

| | | |
|----------------|----------------|----------------|
| 305 780 | 228 807 | -25,17% |
| 935 568 | 916 294 | -2,06% |

| Lignes | Passagers | Variation n-1 |
|---------------|-----------|---------------|
| Marseille | 40 718 | -0,74% |
| Nice | 23 395 | -0,50% |
| Toulon | 151 949 | 31,87% |
| Savone | 0 | - |
| Gênes | 3 529 | - |
| Porto Torres | 946 | - |
| Autres Inter. | 0 | - |

| Lignes | Passagers | Variation n-1 |
|---------------|-----------|---------------|
| Marseille | 169 058 | -1,70% |
| Nice | 36 016 | 7,26% |
| Toulon | 465 374 | 10,78% |
| Savone | 0 | -100,00% |
| Gênes | 8 109 | - |
| Porto Torres | 7 196 | 83,20% |
| Autres Inter. | 1 734 | - |

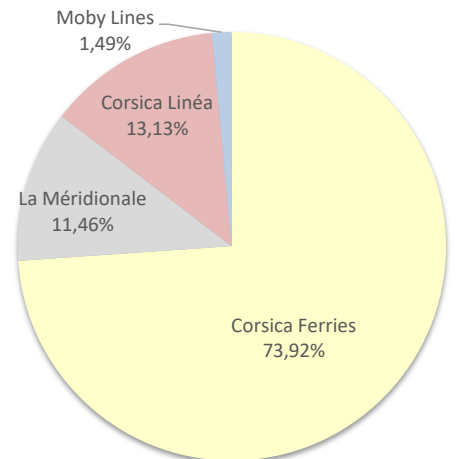
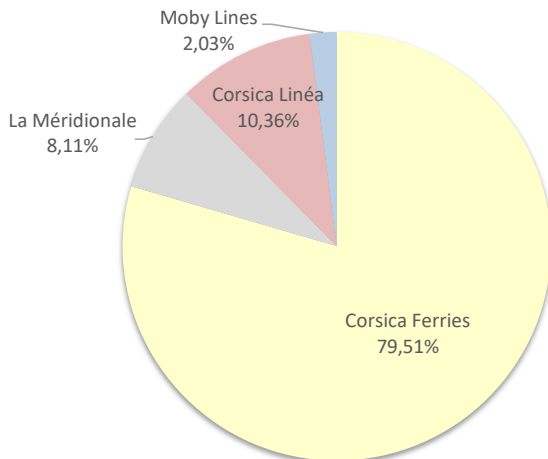
LIGNES



COMPAGNIES

| Compagnies | Passagers | Variation n-1 |
|-----------------|-----------|---------------|
| Corsica Ferries | 175 344 | 26,38% |
| La Méridionale | 17 877 | 2,98% |
| Corsica Linéa | 22 841 | -3,46% |
| Moby Lines | 4 475 | - |

| Compagnies | Passagers | Variation n-1 |
|-----------------|-----------|---------------|
| Corsica Ferries | 508 178 | 11,00% |
| La Méridionale | 78 796 | 0,14% |
| Corsica Linéa | 90 294 | -3,22% |
| Moby Lines | 10 219 | - |



PORT DE COMMERCE D'AJACCIO

août 2024

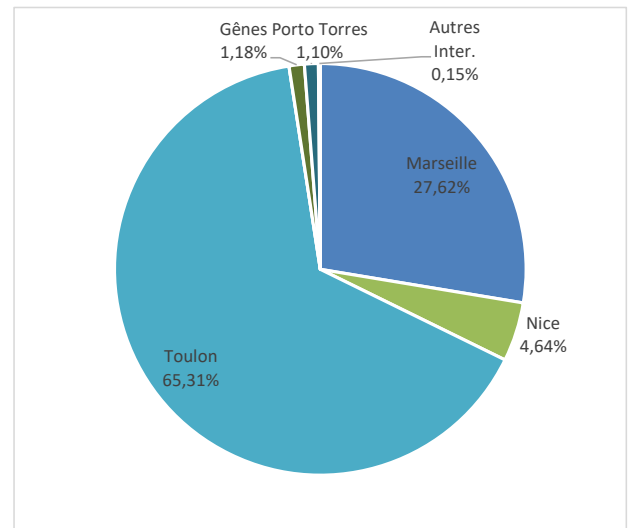
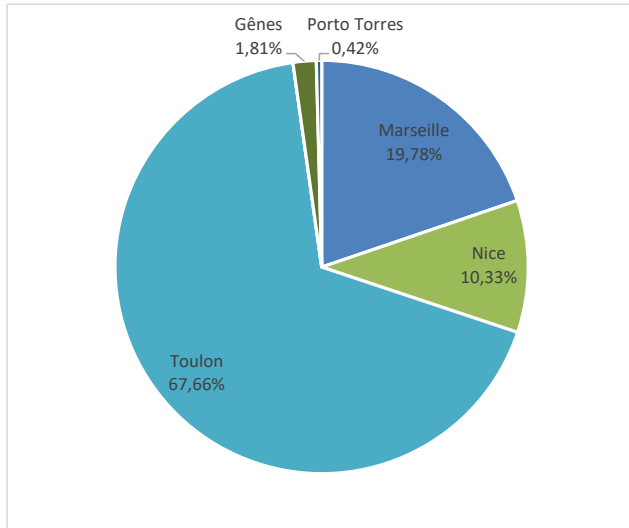
VEHICULES

| Véhicules du 1er au 31 Août | | |
|-----------------------------|---------------|---------------|
| 2023 | 2024 | Variation |
| 59 208 | 69 518 | 17,41% |
| 0 | 1 585 | - |
| 59 208 | 71 103 | 20,09% |

| Cumul Véhicules depuis le 1er Janvier | | |
|---------------------------------------|----------------|--------------|
| 2023 | 2024 | Variation |
| 238 447 | 248 646 | 4,28% |
| 1 631 | 6 198 | 280,01% |
| 240 078 | 254 844 | 6,15% |

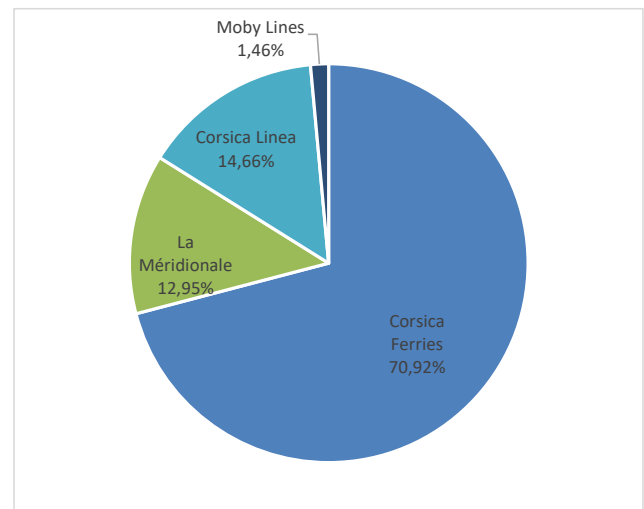
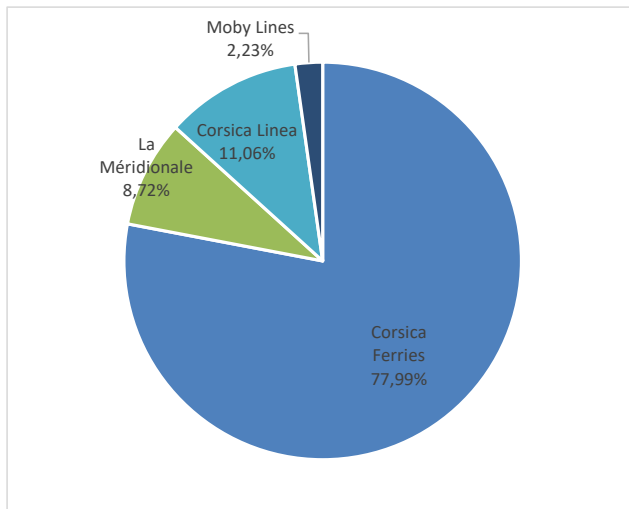
| Lignes | Véhicules | Variation n-1 |
|---------------|-----------|---------------|
| Marseille | 14 066 | -0,57% |
| Nice | 7 345 | -1,92% |
| Toulon | 48 107 | 28,04% |
| Savone | 0 | - |
| Gênes | 1 289 | - |
| Porto Torres | 296 | - |
| Autres Inter. | 0 | - |

| Lignes | Véhicules | Variation n-1 |
|---------------|-----------|---------------|
| Marseille | 70 380 | -1,41% |
| Nice | 11 835 | 9,54% |
| Toulon | 166 431 | 6,51% |
| Savone | 0 | -100,00% |
| Gênes | 3 015 | - |
| Porto Torres | 2 803 | 82,72% |
| Autres Inter. | 380 | - |



| Compagnies | Véhicules | Variation n-1 |
|-----------------|-----------|---------------|
| Corsica Ferries | 55 452 | 23,06% |
| La Méridionale | 6 200 | 3,85% |
| Corsica Linea | 7 866 | -3,79% |
| Moby Lines | 1 585 | - |

| Compagnies | Véhicules | Variation n-1 |
|-----------------|-----------|---------------|
| Corsica Ferries | 180 746 | 7,15% |
| La Méridionale | 33 010 | 0,82% |
| Corsica Linea | 37 370 | -3,30% |
| Moby Lines | 3 718 | - |



| | | | |
|--------------------|---------------|---------------|---------------|
| Régulier National | 59 208 | 69 518 | 17,41% |
| Régulier Internat° | 0 | 1 585 | - |
| TOTAL | 59 208 | 71 103 | 20,09% |

LIGNES
 REGULIERS NAT° ET INTERNAT°

COMPAGNIES
 REGULIERS NAT° ET INTERNAT°

MARCHANDISES

| Marchandises du 1er au 31 août | | |
|--------------------------------|---------------|---------------|
| 2023 | 2024 | Variation |
| 63 965 | 60 217 | -5,86% |
| 0 | 60 | - |
| 63 965 | 60 277 | -5,77% |

| Cumul marchandises depuis le 1er Janvier | | |
|--|----------------|---------------|
| 2023 | 2024 | Variation |
| 543 178 | 514 817 | -5,22% |
| 3 785 | 5 900 | 55,88% |
| 546 963 | 520 717 | -4,80% |

| | | |
|--------------------|--|--|
| Régulier National | | |
| Régulier Internat° | | |
| TOTAL | | |

| | | |
|------------|--|--|
| Croisières | | |
|------------|--|--|

| | | |
|---------------|--|--|
| Hydrocarbures | | |
| Ciment | | |
| TOTAL | | |

| | | |
|--------------|--|--|
| TOTAL | | |
|--------------|--|--|

| | | |
|---|---|---|
| 0 | 0 | - |
|---|---|---|

| | | |
|---|---|---|
| 0 | 0 | - |
|---|---|---|

| | | |
|---------------|---------------|---------------|
| 13 773 | 28 194 | 104,70% |
| 391 | 0 | -100,00% |
| 14 164 | 28 194 | 99,05% |

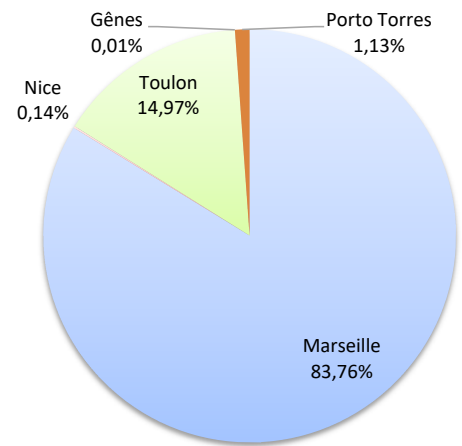
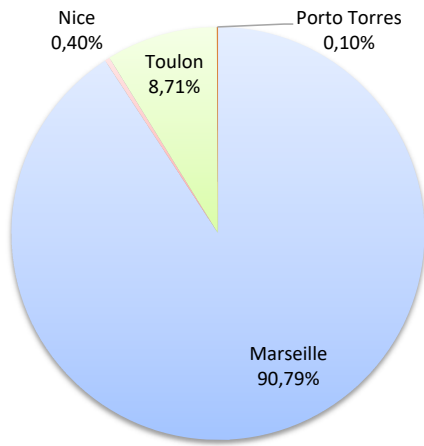
| | | |
|----------------|----------------|--------------|
| 119 815 | 134 648 | 12,38% |
| 23 282 | 22 585 | -2,99% |
| 143 097 | 157 233 | 9,88% |

| | | |
|---------------|---------------|---------------|
| 78 129 | 88 471 | 13,24% |
|---------------|---------------|---------------|

| | | |
|----------------|----------------|---------------|
| 690 060 | 677 950 | -1,75% |
|----------------|----------------|---------------|

| Lignes | Marchandises | Variation n-1 |
|--------------|--------------|---------------|
| Marseille | 54 726 | -3,82% |
| Nice | 240 | -32,77% |
| Toulon | 5 251 | -21,72% |
| Savone | 0 | - |
| Gênes | 0 | - |
| Porto Torres | 60 | - |

| Lignes | Marchandises | Variation n-1 |
|--------------|--------------|---------------|
| Marseille | 436 127 | 1,01% |
| Nice | 725 | 13,99% |
| Toulon | 77 965 | -29,62% |
| Savone | 0 | -100,00% |
| Gênes | 32 | - |
| Porto Torres | 5 868 | 77,17% |

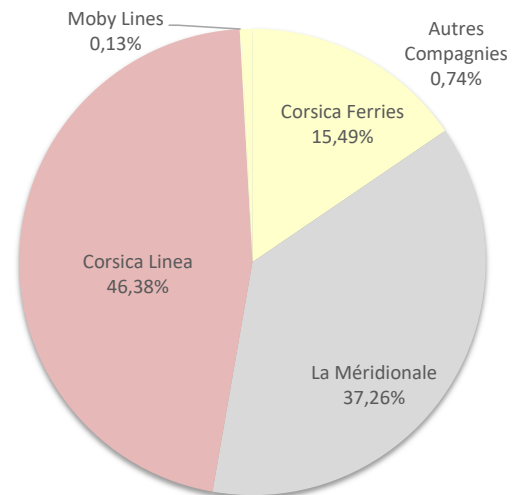
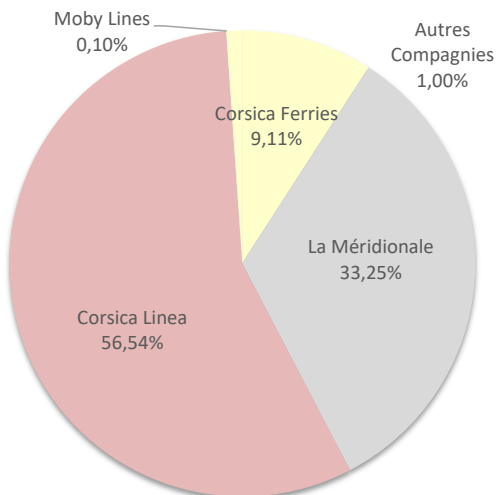


LIGNES

REGULIERS NAT° ET INTERNAT°

| Compagnies | Marchandises | Variation n-1 |
|-------------------|--------------|---------------|
| Corsica Ferries | 5 491 | -22,28% |
| La Méridionale | 20 041 | -15,10% |
| Corsica Linea | 34 083 | 2,37% |
| Moby Lines | 60 | - |
| Autres Compagnies | 602 | - |

| Compagnies | Marchandises | Variation n-1 |
|-------------------|--------------|---------------|
| Corsica Ferries | 80 669 | -29,97% |
| La Méridionale | 194 021 | -8,04% |
| Corsica Linea | 241 504 | 9,38% |
| Moby Lines | 671 | - |
| Autres Compagnies | 3 852 | - |



COMPAGNIES

REGULIERS NAT° ET INTERNAT°